





Kostenlose Ringschablone zum Ausdrucken


Ringgröße 48
15,3 mm



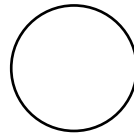
Ringgröße 49
15,6 mm



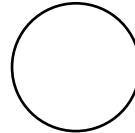
Ringgröße 50
15,9 mm



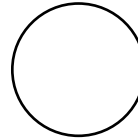
Ringgröße 52
16,6 mm




Ringgröße 53
16,9 mm




Ringgröße 55
17,5 mm




Ringgröße 57
18,1 mm




Ringgröße 58
18,5 mm




Ringgröße 60
19,1 mm




Ringgröße 61
19,4 mm




Ringgröße 63
20,1 mm




Ringgröße 64
20,4 mm




Ringgröße 66
21 mm




Ringgröße 67
21,3 mm




Ringgröße 69
22 mm




Ringgröße 71
22,6 mm



Ringgröße 72
22,9 mm



Ringgröße 74
23,6 mm



Und so geht's:

Einen passenden Ring auf die Kreise legen und den Innenumfang vergleichen. Die Kreislinie auf dem Papier sollte innen noch knapp sichtbar sein.